

silicon valley
gives

May 6, 2014



@svgives

We would like to thank our sponsors:



The
SOBRATO
Family Foundation

Gordon Russell
&
Bettina McAdoo

maxygen





May 6, 2014
SVGives.org



Agenda

- What is Silicon Valley Gives?
- Ways to Participate
- Resources
- What's Next?



May 6, 2014
SVGives.org



What is Silicon Valley Gives?

- May 6, 2014
- 24 hour online giving event
- Prizes and Matching Fund Incentives

silicon valley
gives

May 6, 2014

Ways to Participate



@svgives



May 6, 2014
SVGives.org



Donors

- Give on the day
- Ask others to give
- Sponsor a prize or match



May 6, 2014
SVGives.org



Nonprofits

- Attend training sessions
- Register on the site
- Create your Razoo page
- Encourage your donors to participate
- Help with event build up and day of energy

silicon valley
gives

May 6, 2014

Resources



@svgives



May 6, 2014
SVGives.org



Resources

- Silicon Valley Gives Website
 - Sign up to get the latest SV Gives information at SVGives.org
 - Learn about and register for upcoming trainings
- Knight Foundation's Giving Day Playbook
 - How-to resource guide for participating in community giving days
 - givingdayplaybook.org



May 6, 2014
SVGives.org



Margot M. Rawlins
Senior Community Leadership Officer
mmrawlins@siliconvalleycf.org
650.450.5493

silicon valley
gives

May 6, 2014

What's
Next?



@svgives



May 6, 2014
SVGives.org



Sign Up Today

- Get emails about upcoming trainings
- Learn about the prizes you may want to compete for
- Learn how to promote your NPO with social media
- Learn how you can use your Razoo page in the future



May 6, 2014
SVGives.org

   @svgives



Help Unite Our Community
on May 6, 2014

silicon valley
gives

May 6, 2014



@svgives

We would like to thank our sponsors:



The
SOBRATO
Family Foundation

Gordon Russell
&
Bettina McAdoo

maxygen



Corporate
Citizenship

Microsoft Silicon Valley Corporate Citizenship



YouthSpark: Empowering youth to change their world



Empower:
Transforming Education &
Expanding Digital Inclusion



Imagine:
Unleashing Future
Innovators



Realize:
Increasing Employability &
Entrepreneurship

Who we are

- Sid Espinosa, Director of Corporate Citizenship
sidesp@microsoft.com
- Jessica Weare, Citizenship & Philanthropy Manager
jweare@microsoft.com
- Thea Nilsson, Community Outreach Manager
thean@microsoft.com
- Dan Costello, Volunteerism Coordinator
v-dcoste@microsoft.com
- Joseph Beare, Communications Manager
v-jbear@microsoft.com



Office 365 for nonprofits



“We love O365. It solved so many IT challenges for us. It enabled us to easily manage and control our email / users without having to hire an IT support staff that we simply can not afford...our system was unreliable and required constant trouble shooting. With O365 these problems are virtually non existent.”

- Dan Bergeron, Director of Operations, Mid-Pen Boys & Girls Club

- Work and collaborate from multiple locations, across multiple devices
- Access the same tools and programs organization-wide without downloading software to each individual machine
- Protect your data and keep your organization compliant with enterprise-grade security features
- Enjoy advanced IT controls without maintenance overhead
- Includes the Office suite, advanced email, voicemail integration, Skype integration, file sharing, advanced BI tools, and much more

Office 365 for nonprofits: Getting started



Who's eligible?

Nonprofits and NGOs must be recognized as charitable organizations in their respective countries. Eligible organizations must also operate on a not-for-profit basis and have a mission to benefit the local community.

1. Sign up for the free trial of Office 365 Enterprise E3 for nonprofits
2. At any time during the trial, verify that your organization is an eligible nonprofit. Organizations will be prompted, but not required, to verify eligibility during the free trial sign-up process
3. The free trial is usable on up to 25 machines, but user maximum is unlimited once the donation process is completed
4. Once verified, eligible organizations can receive O365 E1 as a donation, or a O365 E3 as a subsidized monthly subscription

Office 365 for nonprofits: E1 vs. E3

The Small Business plans are coming soon!

Office 365 Small Business for Nonprofits	Office 365 Small Business Premium for Nonprofits	Office 365 Enterprise E1 for Nonprofits	Office 365 Enterprise E3 for Nonprofits
Coming soon!	Coming soon!	Donation	\$4.50 ^{user/month} Free trial
User maximum:	25 users	25 users	Unlimited

Enterprise E1

Includes:

- An unlimited number of user seats
- Hosted email, file sharing, and a public website
- Web conferencing and instant messaging
- Spam and malware protection
- Community and phone support
- Guaranteed 99.9% uptime
- Intranet, Office web apps, and site mailboxes
- Active directory integration

Enterprise E3

Includes:

- All features of Enterprise E1
- Desktop versions of all Office programs
- Office Mobile for iPhone and Android
- Advanced eMail
- eDiscovery center
- Advanced voice
- Business intelligence

Office 365 for nonprofits: Step-by-step

HOME MY OFFICE **PRODUCTS** SUPPORT IMAGES TEMPLATES STORE

Search all of Office.com

Office 365 for Nonprofits plans and pricing

Qualified nonprofits can get Office 365 Enterprise E1 as a donation. To get started with the donation, sign up for the free trial. (The free trial is for Enterprise E3 for Nonprofits, but signing up for that trial starts the process of receiving E1 as a donation.) Qualified nonprofits may also upgrade to the additional advanced features in Office 365 Enterprise E3 for Nonprofits at a significant discount. The table below shows how these plans compare.

Try Office 365 for free and see how it can help your organization. Here's how:

1. **Sign up for a trial.** Explore the features and benefits of Office 365 for up to 25 users (Office 365 Enterprise E3 for Nonprofits).
2. **Verify eligibility.** At any time during the trial you can have Microsoft verify your domain's eligibility for nonprofit prices.
3. **Start using the service.** Qualified organizations can receive Office 365 Enterprise E1 for Nonprofits as a donation and upgrade for additional services. Once validated as an eligible organization, you will have the ability to transition from the trial offer to a donated offer.

To qualify for Office 365 for Nonprofits, you must hold recognized charitable status in your country. You will be required to sign a contract and attest that you are an eligible nonprofit. Microsoft reserves the right to verify eligibility at any time and suspend the service for ineligible organizations.

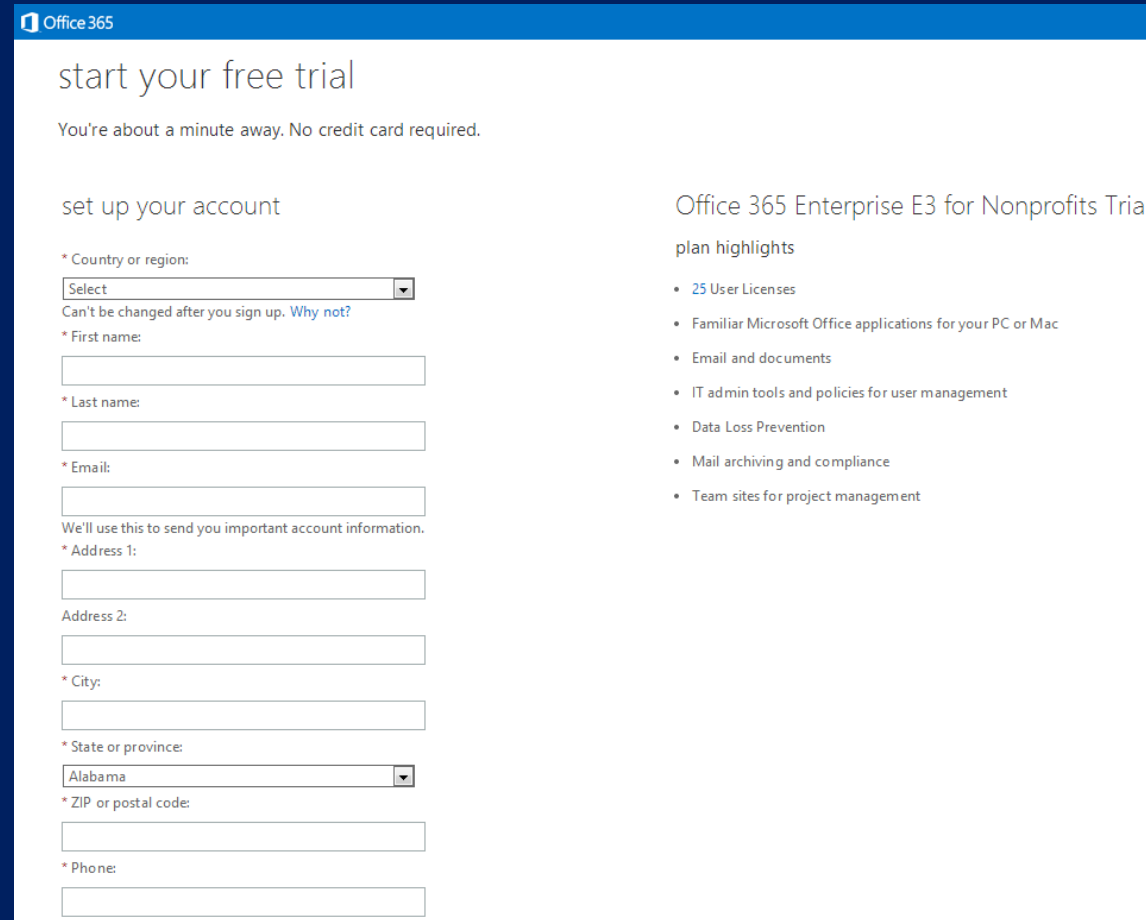
[See more Office 365 options for nonprofits](#)

The Small Business plans are coming soon!

Office 365 Small Business for Nonprofits	Office 365 Small Business Premium for Nonprofits	Office 365 Enterprise E1 for Nonprofits	Office 365 Enterprise E3 for Nonprofits
Coming soon!	Coming soon!	Donation	\$4.50 _{user/month}
			Free trial

Review product specs and sign up for the free trial here: <http://bit.ly/19fYTI4>

Office 365 for nonprofits: Step-by-step




Office 365

start your free trial

You're about a minute away. No credit card required.

set up your account

* Country or region:
 
Can't be changed after you sign up. [Why not?](#)

* First name:

* Last name:


* Email:

We'll use this to send you important account information.

* Address 1:

Address 2:

* City:

* State or province:
 

* ZIP or postal code:

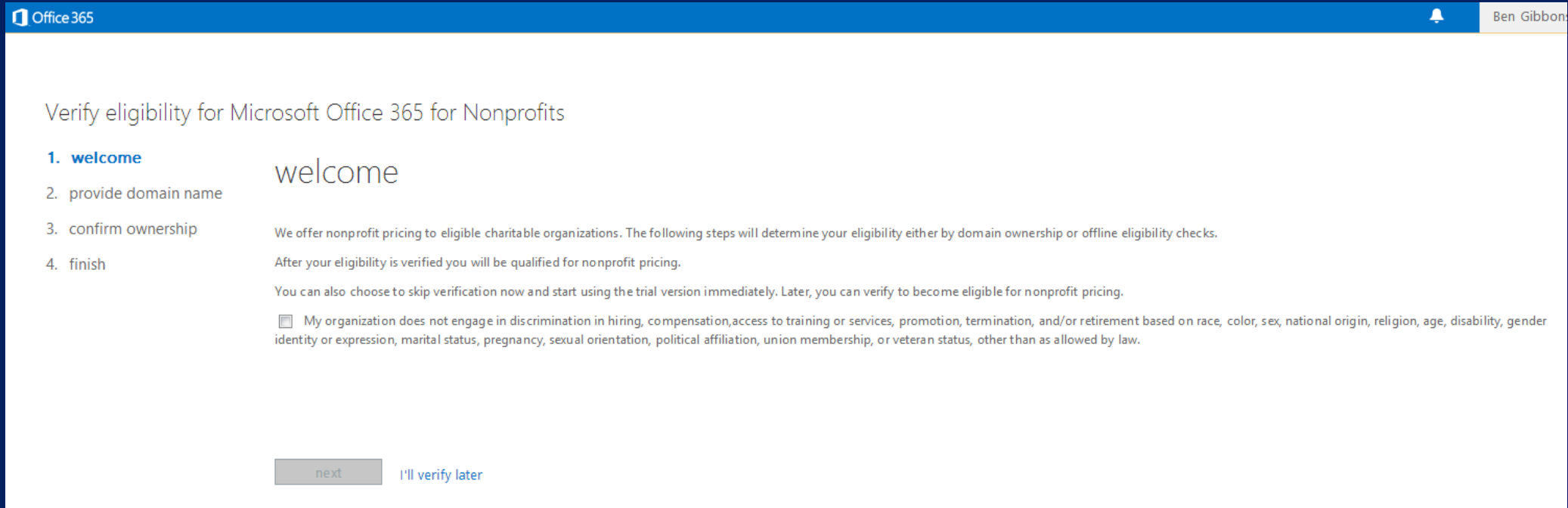
* Phone:

Office 365 Enterprise E3 for Nonprofits Trial plan highlights

- 25 User Licenses
- Familiar Microsoft Office applications for your PC or Mac
- Email and documents
- IT admin tools and policies for user management
- Data Loss Prevention
- Mail archiving and compliance
- Team sites for project management

Under Enterprise E3, select "Free Trial." Fill out the required information to begin the 30-day trial process.

Office 365 for nonprofits: Step-by-step



The screenshot shows the 'Verify eligibility for Microsoft Office 365 for Nonprofits' page. The page has a blue header with the Office 365 logo on the left and a user profile 'Ben Gibbons' on the right. The main content area is white and contains a progress indicator on the left with four steps: 1. welcome (highlighted), 2. provide domain name, 3. confirm ownership, and 4. finish. The 'welcome' step is followed by the word 'welcome' in a large font. Below this, there is explanatory text: 'We offer nonprofit pricing to eligible charitable organizations. The following steps will determine your eligibility either by domain ownership or offline eligibility checks. After your eligibility is verified you will be qualified for nonprofit pricing. You can also choose to skip verification now and start using the trial version immediately. Later, you can verify to become eligible for nonprofit pricing.' A checkbox is present with the text: 'My organization does not engage in discrimination in hiring, compensation, access to training or services, promotion, termination, and/or retirement based on race, color, sex, national origin, religion, age, disability, gender identity or expression, marital status, pregnancy, sexual orientation, political affiliation, union membership, or veteran status, other than as allowed by law.' At the bottom, there are two buttons: a grey 'next' button and a blue 'I'll verify later' button.

Office 365 Ben Gibbons

Verify eligibility for Microsoft Office 365 for Nonprofits

- welcome**
- provide domain name
- confirm ownership
- finish

welcome

We offer nonprofit pricing to eligible charitable organizations. The following steps will determine your eligibility either by domain ownership or offline eligibility checks. After your eligibility is verified you will be qualified for nonprofit pricing. You can also choose to skip verification now and start using the trial version immediately. Later, you can verify to become eligible for nonprofit pricing.

My organization does not engage in discrimination in hiring, compensation, access to training or services, promotion, termination, and/or retirement based on race, color, sex, national origin, religion, age, disability, gender identity or expression, marital status, pregnancy, sexual orientation, political affiliation, union membership, or veteran status, other than as allowed by law.

next I'll verify later

After submitting your basic information, follow the on-screen prompts to verify your organization's eligibility. You may temporarily skip this step by clicking, "I'll verify later."

Office 365 for nonprofits: Step-by-step

The screenshot displays the Office 365 Admin Center interface. At the top, a navigation bar includes links for Outlook, Calendar, People, Newsfeed, SkyDrive, Sites, and Admin. The main content area is titled "Office 365 admin center" and features a left-hand navigation menu with categories like dashboard, setup, users and groups, domains, licensing, service settings, service health, reports, support, purchase services, message center, and tools. The "service health" section is active, showing a "current health" table with columns for service name and status. Below this, there are sections for "service requests" (No open service requests) and "message center" (No new messages in the past 7 days). A "planned maintenance" section at the bottom indicates "No planned maintenance scheduled." On the right side, there is a search bar and a list of links under "admin shortcuts" (Reset user passwords, Add new users, Assign user licenses, Download software), "resources" (Working with domain names, Setting up mobile devices, Setting up user permissions in SharePoint, Office 365 Admin Help, Known issues, Information on Yammer), and "community" (Ask a question in the forums, Check out our blog, Participate in the community).

Service	Health
Exchange	provisioning...
Identity Service	No issues
Lync	provisioning...
Office 365 Portal	No issues
Office Subscription	provisioning...
Rights Management Service	No issues
SharePoint	No issues

Once the registration process is complete, you will be redirected to a portal. Here you can explore the features of the Office 365 admin center. Once your nonprofit has been validated during the trial, you will have the option to reassign your users to any of the O365 offers, including the donated E1.

Office 365 for nonprofits: Step-by-step



HandsOn Tech
Silicon Valley

Brian Mattos
HandsOn Tech Program Director
Silicon Valley Council of Nonprofits
brianm@svcn.org

Corporate
Citizenship

Microsoft Silicon Valley Corporate Citizenship

